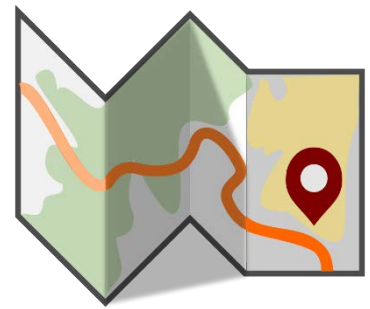


Community Mapping

TEACHER GUIDE



PURPOSE: To identify community assets and potential partners in project planning

OBJECTIVE: To collect data in order to create a map of community assets and resources within a defined area. A community map highlights people, physical structures, organizations, and institutions that can be utilized to create a meaningful service project

RATIONALE: Community mapping is an essential, yet often overlooked, step in the planning process for meaningful service learning. As students begin to think about the topics they are interested in exploring for a service learning project, they should assess the resources that are available in their community. Creating contact lists and physical maps of nearby institutions and associations will enable students to visualize the unique assets that are present in their communities. Identifying and mapping these assets will reinforce the topic that is under investigation or perhaps lead to new inquiries and learning opportunities. Consequently, students are persuaded to think more relevantly about the issues and topics they address with their service learning projects.

KEY VOCABULARY

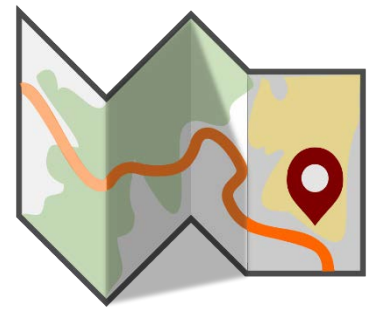
- ❓ **Community:** People with common interests living in a particular area.
- ❓ **Community Asset:** A resource that has the potential to improve the quality of life within a community.
- ❓ **Association:** A group of individuals united around a common goal that benefits the overall community.
- **Institution:** An established organization—such as a park, library, police station, or hospital—designed to benefit the overall community.

MATERIALS NEEDED:

- Worksheets provided in this packet (“Youth Guide”)
- **Computer(s) with internet accessibility**—to access the online mapping tool.
 - *Alternative activity:* If computer and internet technology are not available, proceed with the online mapping (Step 1 in the packet) by creating physical maps on paper.
 - a. **Scribble Maps account (optional)**—an account is recommended and can be created at <https://www.scribblemaps.com/create/>. Maps can still be created and saved without a registered account
 - b. **quikmaps** (<http://quikmaps.com/>)
 - c. **StepMap** (<http://www.stepmap.com/>)

Community Mapping

YOUTH GUIDE



PURPOSE: To identify community assets and potential partners in project planning

OBJECTIVE: To collect data in order to create a map of community assets and resources within a defined area. A community map highlights people, physical structures, organizations, and institutions that can be utilized to create a meaningful service project

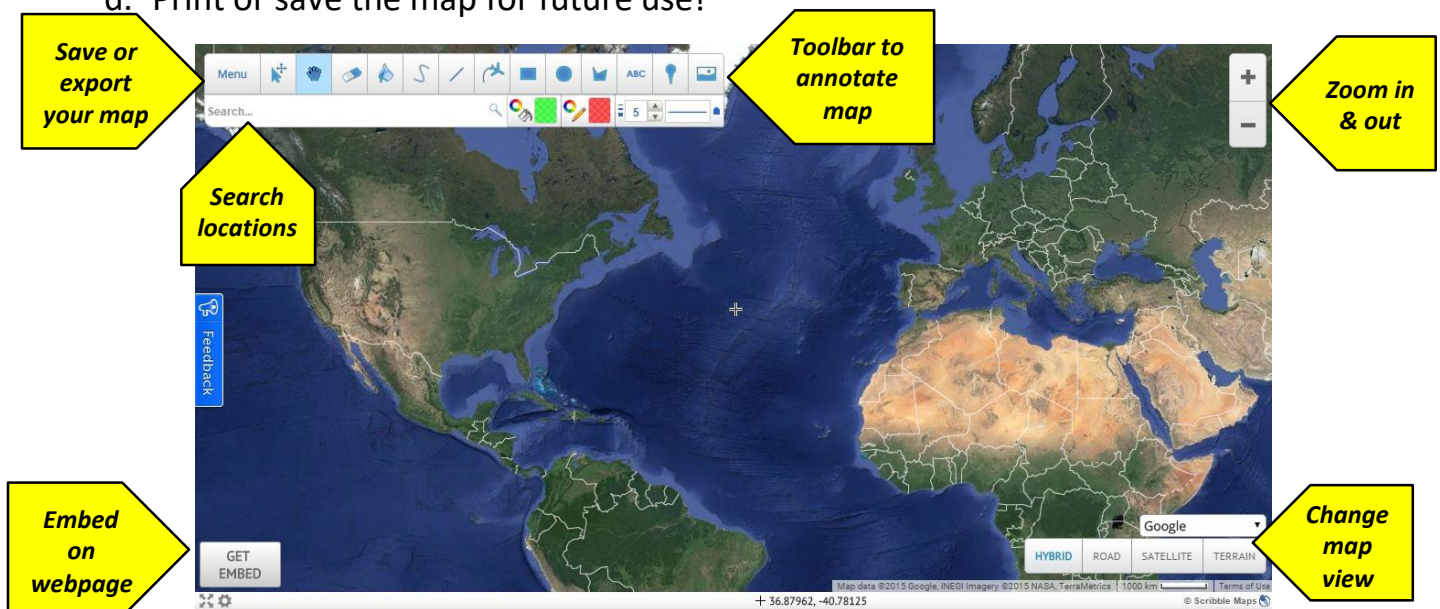
KEY VOCABULARY

- ❓ **Community:** People with common interests living in a particular area.
- ❓ **Community Asset:** A resource that has the potential to improve the quality of life within a community.
- ❓ **Association:** A group of individuals united around a common goal that benefits the overall community.
- **Institution:** An established organization—such as a park, library, police station, or hospital—designed to benefit the overall community.

STEPS

1. Define the geographic area of the community that you are serving

- a. Log on to: <https://www.scribblemaps.com/create/>
- b. Zoom in to your location. You might start by typing in the address of a designated landmark in your community.
- c. Annotate the map with the toolbar provided to mark locations, add graphics, insert captions, and see nearby places of interest.
- d. Print or save the map for future use!



2. Identify the local associations in the community

An **association** is a group of citizens joined together around a common goal that benefits the overall community.

Examples: Greening of Detroit, Detroit Ronald McDonald House, AmeriCorps Urban Safety Program

| Name of Organization | Brief Description | How is it a Community Asset/How will it benefit your SLP? | Contact Information |
|--|---------------------------------------|---|-------------------------------|
| <i>e.g. Michigan Humane Society Detroit Center for Animal Care</i> | <i>Animal protection organization</i> | <i>MHS is a charitable animal welfare organization and is the largest and oldest animal welfare organization in the state, caring for tens of thousands of animals each year.</i> | <i>Address, Phone, E-mail</i> |
| | | | |
| | | | |
| | | | |
| | | | |

3. Identify the local institutions in the community

Institutions are organizations that can be public, private or nonprofit and include local businesses, schools, parks, libraries, police stations, social service agencies, community colleges and hospitals.

| <i>Name of Institution</i> | <i>Type of Institution</i> | <i>How is it a Community Asset/How will it benefit your SLP?</i> |
|------------------------------------|-----------------------------------|--|
| <i>e.g. Wayne State University</i> | <i>Research university</i> | <i>WSU consists of 13 schools and colleges offering more than 380 programs to nearly 28,000 graduate and undergraduate students. It is currently Michigan's third-largest university and one of the 100 largest universities in the United States.</i> |
| | | |
| | | |
| | | |
| | | |