

Student Assessment

NAME: _____

Assessment for Worthless to Priceless, it's all Relative

Data set: 12, 22, 9, 20, 2, 11

Reordered:

Mean =

Median =

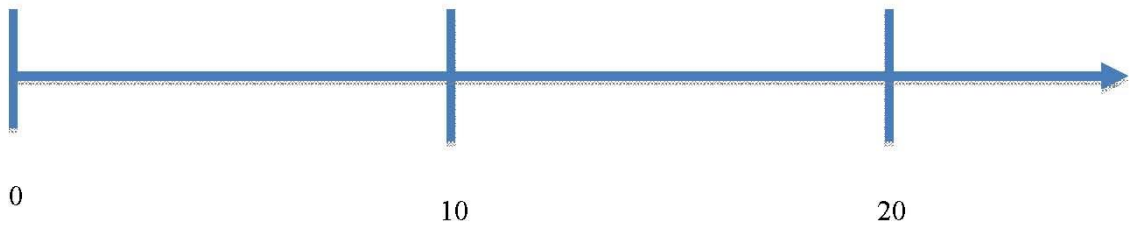
Lower quartile median =

Upper quartile median =

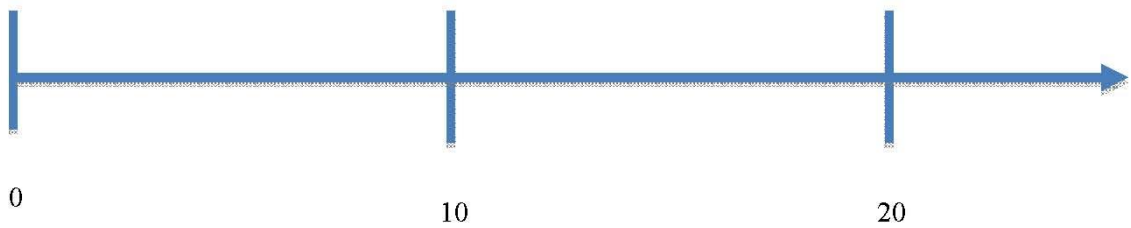
Interquartile range (IQR) =

Stem	Leaf
0	
1	
2	

Box and Whisker plot



Line Graph



Answer Key

Data set: 12, 22, 9, 20, 2, 11

Reordered: 2, 9, 11, 12, 20, 22

Average = 12.66

Median = 11.5

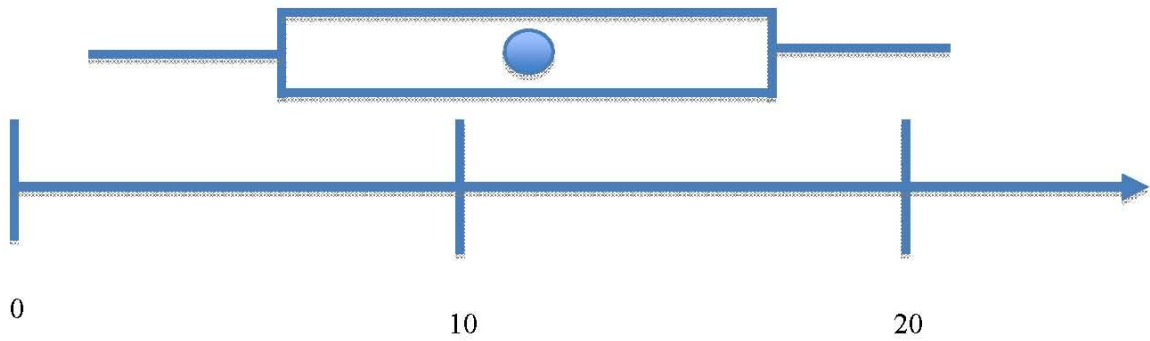
Lower quartile median = 9

Upper quartile median = 20

Interquartile range (IQR) = 11

Stem	Leaf
0	2 9
1	1 2
2	0 2

Box and Whisker plot



Line Graph

