

Student Assessment Two

NAME: _____

Assessment for Worthless to Priceless, it's all Relative

Data set: 5, 7 10, 13, 15

Mean =

Median =

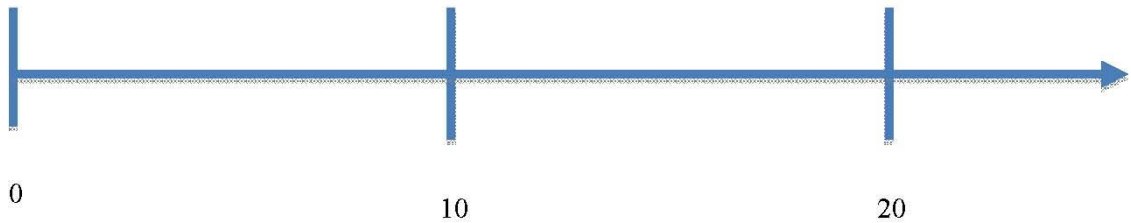
Lower quartile median =

Upper quartile median =

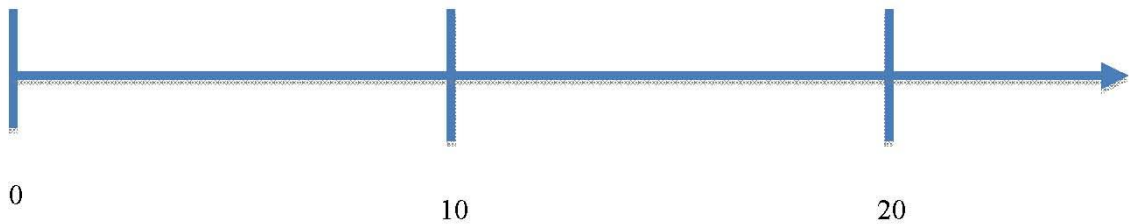
Interquartile range (IQR) =

Stem	Leaf
0	
1	

Box and Whisker plot



Line Graph



Answer Key

NAME: _____

Assessment for Worthless to Priceless, it's all Relative

Data set: 5, 7 10, 13, 15

Mean = 10

Median = 10

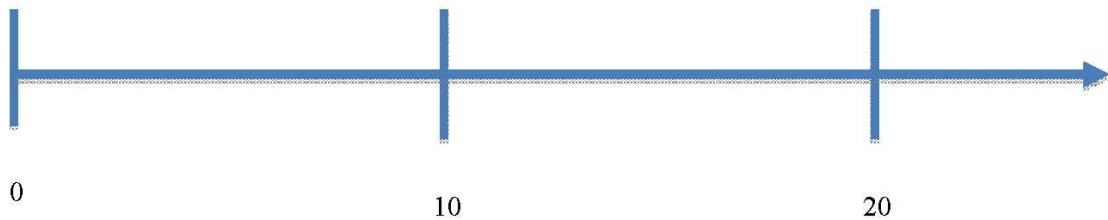

Lower quartile median = 6

Upper quartile median = 14

Interquartile range (IQR) = 8

Stem	Leaf
0	5 7
1	0 3 5

Box and Whisker plot



Line Graph

